



District Report Card: 2017


State: Assam	District: Goalpara
Class: 8	Subject: Language
Schools: 49	Students: 1093


Participation/Coverage


Students

<div>GENDER</div> <div></div>	Boys		Girls	
	Number	%	Number	%
	435	39.80	658	60.20

<div>AREA</div> <div></div>	Rural		Urban	
	Number	%	Number	%
	1020	93.32	73	6.68

<div>CATEGORY</div> <div></div>	SC		ST		OBC		GEN	
	Number	%	Number	%	Number	%	Number	%
	43	3.93	179	16.38	99	9.06	772	70.63

<div>CWSN</div> <div></div>	LD	VI	HI	S&LD	ID	Oth
	2	3	1	2	1	1

<div>Management</div> <div></div>	Government		Government-aided	
	Number	%	Number	%
	902	82.53	191	17.47

Average Performance of Students in Language (%)

Overall	Gender		Area		Management		Social Group			
	Male	Female	Rural	Urban	Govt.	Aided	SC	ST	OBC	GEN
45.31	44.72	45.70	45.21	46.76	44.32	50.02	41.86	40.19	40.47	47.31

Performance on Learning Outcomes (LOs)

Learning Outcomes	Description	Average Performance(%)
L813	Read textual/non-textual materials with comprehension and identifies the details, characters, main idea and sequence of ideas and events while reading	45.31

Range of Performance of Students who Answered Correctly							
Below 30%		30% - 50%		50% - 75%		Above 75%	
Number	%	Number	%	Number	%	Number	%
271	24.79	381	34.86	376	34.40	65	5.95

Lowest Performing Learning Outcomes (LOs)

1 - Read textual/non-textual materials with comprehension and identifies the details, characters, main idea and sequence of ideas and events while reading (45.31)